



ASBK.COM.AU f t i y

Round 7 : Phillip Island GP Circuit : October 12 - 14

YAMAHA MOTOR FINANCE R3 CUP

Race 2

Date: 14/10/18
 Event: R08
 Weather: Mostly sunny - Temp: 25.1C
 Track: Dry - Temp: 38.7C

Started at: 12:06:09
 Laps: 7
 Starters: 20
 Printed at: 12:22

PROVISIONAL CLASSIFICATION

Pos	No	Name	Machine	Laps	Race Time	Behind	Fastest Lap	On Lap	Top Speed
1	44	Tom BRAMICH (VIC) / JLT / Yamaha / Nolan	Yamaha YZF-R3	7	13:03.518		1:49.898	7	206
2	20	Hunter FORD (NSW) / Yamaha / YRD / South Sydney Comm. / Sport Savvy / Sunatio / Total Property Maint.	Yamaha YZF-R3	7	13:03.564	.046	1:50.100	7	200
3	151	Locky TAYLOR (QLD) / Shark Leathers / RideDynamics / X-lite Helmets / Liqui Moly / LKI Brand / Quicklap Perf.	Yamaha YZF-R3	7	13:03.583	.065	1:49.823	7	202
4	87	Zac LEVY (QLD) / Puma RV's / Yamaha bLU cRU / Kabuto Helmets / FIVE Gloves / Hannay Lawyers	Yamaha YZF-R3	7	13:03.655	.137	1:50.571	7	197
5	43	Harry KHOURI (NSW) / Excite M-sports / Shark Leathers / Hi-tec Oils / NSW Helicopters / Race Center	Yamaha YZF-R3	7	13:03.714	.196	1:50.041	7	201
6	58	Mitch KUHNE (QLD) / Shark Leathers / Nolan Helmets / Phresh Ink / Liqui Moly / Moto Products	Yamaha YZF-R3	7	13:04.345	.827	1:50.093	5	199
7	127	Max STAUFFER (NSW) / Rock Oil / Suomy / YRD / Doctor Mak / Speed Angle / Shark Leathers / Chris Watson M-c	Yamaha YZF-R3	7	13:04.389	.871	1:50.658	5	197
8	308	John LYTRAS (QLD) / Caboolture Yamaha / Australian Civil Solns. / Dave's Smash Repairs / Sunatio Leathers	Yamaha YZF-R3	7	13:04.640	1.122	1:49.893	5	202
9	28	Tayla RELPH (QLD) / Baldivis Forklifts	Yamaha YZF-R3	7	13:04.770	1.252	1:50.415	5	204
10	49	Stephanie REDMAN (QLD) / Awesome Haz #43	Yamaha YZF-R3	7	13:04.783	1.265	1:50.254	5	203
11	355	Laura BROWN (NSW) / WNR / Shark Helmets / Falco M-cycle Boots / GB Racing / Motul / Pirelli	Yamaha YZF-R3	7	13:04.798	1.280	1:50.443	7	197
12	17	Zane FORD (NSW) / Yamaha / YRD / South Sydney Comm. / Sport Savvy / Sunatio / Total Property Maint.	Yamaha YZF-R3	7	13:04.908	1.390	1:50.046	2	201
13	10	Callum O'BRIEN (WA) / Banhams WA	Yamaha YZF-R3	7	13:16.135	12.617	1:50.664	5	197
14	70	Troy RYAN (NSW) / Taree M-cycles / Yamaha YRD / SBS Brakes / DNA Filters / Forma Boots	Yamaha YZF-R3	7	13:20.523	17.005	1:52.347	2	194
15	334	Jack COUSENS (VIC) / Cousens Eng. / Dandenong Packaging Machinery / TM Performance / A.T Racing	Yamaha YZF-R3	7	13:20.721	17.203	1:52.058	3	202
16	25	Luke JHONSTON (NSW) / Motul / Davis Bikeworx / Moto Garage	Yamaha YZF-R3	7	13:20.810	17.292	1:52.352	2	196
17	15	Bronson PICKETT (WA) / Silkolene Oils / M&B Rubbish Disposal	Yamaha YZF-R3	7	13:29.084	25.566	1:52.717	3	194
18	96	Jake BRETT (NSW) / BikeBiz / Alpinestars / HJC Helmets / West Sliders / Prospect Dental Clinic	Yamaha YZF-R3	7	13:35.499	31.981	1:53.917	2	193
19	22	Keegan PICKERING (NSW) / Sunatio / KYT / Sport Savvy Aust. / Earmould Aust. / KYZAC Powdercoating	Yamaha YZF-R3	6	14:02.804	1 Lap	1:52.544	3	193
DNF	68	Luke POWER (VIC) / G. Williams Eng. / Traction Control Susp. / APT Wealth / HPC Coatings / RTR	Yamaha YZF-R3	2	4:58.568	5 Laps	1:56.885	2	178


Fastest Lap was 1:49.823 by Locky TAYLOR (QLD)

Current race lap record for R3 class - 1:48.866 by Tom BRAMICH (VIC) on a Yamaha YZF-R3 set on 13/10/18

The results are provisional until the end of the time limit for protests and appeals.

Scott Lang
 Chief Time Keeper - Scott Lang

Tom Williams
 Clerk of Course - Tom Williams





ASBK.COM.AU f t i y

Round 7 : Phillip Island GP Circuit : October 12 - 14

YAMAHA MOTOR FINANCE R3 CUP

Race 2

Date: 14/10/18
 Event: R08
 Weather: Mostly sunny - Temp: 25.1C
 Track: Dry - Temp: 38.7C

Started at: 12:06:09
 Laps: 7
 Starters: 20
 Printed at: 12:22


PROVISIONAL LAP TIMES

No	Name	Lap 1	Lap 2	Lap 3	Lap 4	Lap 5	Lap 6	Lap 7
10	Callum O'BRIEN (WA)	1:57.734	1:50.856	1:51.288	1:51.252	1:50.664	1:59.584	1:54.757
15	Bronson PICKETT (WA)	2:01.239	1:52.737	1:52.717	1:52.960	1:55.328	1:55.822	1:58.281
17	Zane FORD (NSW)	1:59.535	1:50.046	1:51.535	1:51.369	1:50.444	1:51.348	1:50.631
20	Hunter FORD (NSW)	1:57.791	1:51.002	1:51.044	1:50.730	1:51.011	1:51.886	1:50.100
22	Keegan PICKERING (NSW)	2:00.451	1:53.170	1:52.544	1:52.684	4:21.806	2:02.149	
25	Luke JHONSTON (NSW)	2:00.444	1:52.352	1:53.349	1:52.832	1:53.542	1:54.434	1:53.857
28	Tayla RELPH (QLD)	1:58.292	1:50.907	1:50.662	1:51.237	1:50.415	1:52.144	1:51.113
43	Harry KHOURI (NSW)	1:58.770	1:50.481	1:50.995	1:51.218	1:50.268	1:51.941	1:50.041
44	Tom BRAMICH (VIC)	1:57.663	1:51.003	1:51.186	1:51.488	1:50.192	1:52.088	1:49.898
49	Stephanie REDMAN (QLD)	1:59.083	1:50.952	1:51.342	1:51.327	1:50.254	1:51.001	1:50.824
58	Mitch KUHNE (QLD)	1:58.440	1:51.120	1:51.231	1:50.794	1:50.093	1:51.477	1:51.190
68	Luke POWER (VIC)	3:01.683	1:56.885					
70	Troy RYAN (NSW)	2:00.680	1:52.347	1:52.724	1:53.185	1:53.611	1:54.184	1:53.792
87	Zac LEVY (QLD)	1:57.751	1:50.945	1:51.109	1:50.650	1:51.188	1:51.441	1:50.571
96	Jake BRETT (NSW)	2:01.821	1:53.917	1:55.078	1:55.356	1:56.487	1:56.659	1:56.181
127	Max STAUFFER (NSW)	1:58.106	1:50.997	1:51.021	1:50.755	1:50.658	1:51.588	1:51.264
151	Locky TAYLOR (QLD)	1:57.131	1:51.424	1:51.470	1:50.424	1:51.039	1:52.272	1:49.823
308	John LYTRAS (QLD)	1:58.709	1:50.690	1:51.359	1:51.709	1:49.893	1:51.477	1:50.803
334	Jack COUSENS (VIC)	2:00.813	1:52.866	1:52.058	1:53.172	1:53.595	1:54.422	1:53.795
355	Laura BROWN (NSW)	1:58.850	1:51.244	1:51.333	1:51.046	1:50.454	1:51.428	1:50.443

The results are provisional until the end of the time limit for protests and appeals.

Scott Lang
 Chief Time Keeper - Scott Lang

Tom Williams
 Clerk of Course - Tom Williams



www.computime.com.au
 COMPUTIME RACE TIMING SYSTEMS PTY LTD

Round 7 : Phillip Island GP Circuit : October 12 - 14

YAMAHA MOTOR FINANCE R3 CUP

Race 2

Date: 14/10/18
 Event: R08
 Weather: Mostly sunny - Temp: 25.1C
 Track: Dry - Temp: 38.7C


Started at: 12:06:09
 Laps: 7
 Starters: 20
 Printed at: 12:22

PROVISIONAL SPLIT TIMES

Lap	Split 1	Split 2	Split 3	Split 4	Lap Time	Spd	Lap	Split 1	Split 2	Split 3	Split 4	Lap Time	Spd
10 Callum O'BRIEN (WA) (13th)							25 Luke JHONSTON (NSW) (16th)						
1	33.068	33.309	<u>21.305</u>	30.052	1:57.734	154	1	34.460	33.709	<u>21.325</u>	30.950	2:00.444	157
2	<u>26.111</u>	32.696	21.801	30.248	1:50.856	197	2	<u>26.416</u>	<u>32.996</u>	21.869	31.071	<u>1:52.352</u>	196
3	26.855	32.717	21.911	<u>29.805</u>	1:51.288	193	3	26.721	33.401	22.274	30.953	1:53.349	192
4	26.501	32.362	22.187	30.202	1:51.252	192	4	26.788	33.113	22.136	30.795	1:52.832	195
5	26.652	<u>32.326</u>	21.484	30.202	<u>1:50.664</u>	196	5	26.626	34.263	22.028	<u>30.625</u>	1:53.542	195
6		1:07.063	21.817	30.704	1:59.584	195	6	27.531	33.414	22.538	30.951	1:54.434	189
7	26.628	33.400	22.818	31.911	1:54.757	191	7	27.071	33.760	22.039	30.987	1:53.857	188
15 Bronson PICKETT (WA) (17th)							28 Tayla RELPH (QLD) (9th)						
1	34.649	34.110	<u>21.811</u>	<u>30.669</u>	2:01.239	155	1	33.714	32.932	21.437	30.209	1:58.292	154
2	<u>26.567</u>	<u>33.378</u>	21.967	30.825	1:52.737	193	2	<u>25.861</u>	32.984	21.777	30.285	1:50.907	202
3	26.588	33.464	21.826	30.839	<u>1:52.717</u>	194	3	26.140	32.639	21.737	30.146	1:50.662	204
4	26.625	33.598	21.864	30.873	1:52.960	192	4	26.636	32.817	21.639	<u>30.145</u>	1:51.237	192
5	26.829	33.565	22.210	32.724	1:55.328	185	5	26.293	32.282	21.648	30.192	<u>1:50.415</u>	193
6	27.315	34.048	22.777	31.682	1:55.822	182	6	26.888	33.463	<u>21.361</u>	30.432	1:52.144	193
7	28.025	34.564	23.097	32.595	1:58.281	178	7	26.383	<u>32.179</u>	21.858	30.693	1:51.113	195
17 Zane FORD (NSW) (12th)							43 Harry KHOURI (NSW) (5th)						
1	33.358	34.129	21.431	30.617	1:59.535	160	1	33.617	33.800	<u>21.017</u>	30.336	1:58.770	154
2	<u>26.047</u>	32.953	<u>21.191</u>	29.855	<u>1:50.046</u>	201	2	26.208	32.777	21.224	30.272	1:50.481	201
3	26.609	33.246	21.335	30.345	1:51.535	199	3	26.376	33.069	21.401	30.149	1:50.995	201
4	26.289	<u>32.810</u>	21.607	30.663	1:51.369	199	4	26.586	33.100	21.532	30.000	1:51.218	199
5	26.353	33.104	21.317	<u>29.670</u>	1:50.444	194	5	<u>26.084</u>	32.602	21.517	30.065	1:50.268	201
6	26.361	33.236	21.465	30.286	1:51.348	199	6	26.432	33.834	21.336	30.339	1:51.941	194
7	26.458	32.936	21.358	29.879	1:50.631	198	7	26.645	<u>32.111</u>	21.590	<u>29.695</u>	<u>1:50.041</u>	192
20 Hunter FORD (NSW) (2nd)							44 Tom BRAMICH (VIC) (1st)						
1	32.591	<u>32.719</u>	21.921	30.560	1:57.791	153	1	32.967	33.225	<u>21.320</u>	30.151	1:57.663	151
2	26.137	32.832	22.088	29.945	1:51.002	200	2	26.079	32.914	21.459	30.551	1:51.003	198
3	<u>25.962</u>	33.590	21.561	29.931	1:51.044	200	3	26.583	32.458	21.611	30.534	1:51.186	197
4	26.095	33.110	21.782	<u>29.743</u>	1:50.730	195	4	27.088	32.939	21.505	<u>29.956</u>	1:51.488	189
5	26.005	33.674	21.225	30.107	1:51.011	195	5	<u>25.964</u>	<u>31.957</u>	21.631	30.640	1:50.192	206
6	26.691	33.366	21.532	30.297	1:51.886	192	6	27.069	32.525	22.212	30.282	1:52.088	192
7	26.095	33.173	<u>20.935</u>	29.897	<u>1:50.100</u>	200	7	26.161	32.349	21.367	30.021	<u>1:49.898</u>	203
22 Keegan PICKERING (NSW) (19th)							49 Stephanie REDMAN (QLD) (10th)						
1	34.411	33.478	<u>21.474</u>	31.088	2:00.451	162	1	34.166	33.448	<u>21.177</u>	30.292	1:59.083	159
2	27.081	33.464	21.794	30.831	1:53.170	193	2	<u>26.243</u>	32.948	21.524	30.237	1:50.952	203
3	<u>26.864</u>	<u>33.399</u>	21.753	30.528	<u>1:52.544</u>	191	3	26.339	32.899	21.339	30.765	1:51.342	201
4	27.032	33.493	21.757	<u>30.402</u>	1:52.684	193	4	26.251	32.728	21.541	30.807	1:51.327	201
5	27.135	33.856	21.933	2:58.882	4:21.806	190	5	26.263	<u>32.548</u>	21.294	<u>30.149</u>	<u>1:50.254</u>	203
6	29.276	36.014	23.240	33.619	2:02.149	184	6	26.272	33.225	21.355	<u>30.149</u>	1:51.001	199
							7	26.433	32.710	21.283	30.398	1:50.824	200

Scott Lang
 Chief Time Keeper - Scott Lang

Tom Williams
 Clerk of Course - Tom Williams



Round 7 : Phillip Island GP Circuit : October 12 - 14

YAMAHA MOTOR FINANCE R3 CUP

Race 2

Date: 14/10/18
 Event: R08
 Weather: Mostly sunny - Temp: 25.1C
 Track: Dry - Temp: 38.7C

Started at: 12:06:09
 Laps: 7
 Starters: 20
 Printed at: 12:22


PROVISIONAL SPLIT TIMES

Lap	Split 1	Split 2	Split 3	Split 4	Lap Time	Spd	Lap	Split 1	Split 2	Split 3	Split 4	Lap Time	Spd
58 Mitch KUHNE (QLD) (6th)							4	26.498	33.211	21.396	29.650	1:50.755	193
1	33.471	33.478	21.228	30.263	1:58.440	159	5	26.288	32.660	21.344	30.366	1:50.658	197
2	26.381	33.181	21.411	30.147	1:51.120	198	6	27.179	32.275	21.750	30.384	1:51.588	187
3	26.500	32.832	21.533	30.366	1:51.231	197	7	27.063	32.839	21.190	30.172	1:51.264	188
4	26.424	32.425	21.924	30.021	1:50.794	199	151 Locky TAYLOR (QLD) (3rd)						
5	26.305	32.515	21.152	30.121	1:50.093	199	1	32.515	32.955	21.432	30.229	1:57.131	151
6	26.552	33.259	21.424	30.242	1:51.477	197	2	26.508	33.618	21.224	30.074	1:51.424	189
7	26.319	33.434	21.151	30.286	1:51.190	192	3	26.550	33.118	21.790	30.012	1:51.470	195
68 Luke POWER (VIC) (DNF)							4	26.162	32.586	21.495	30.181	1:50.424	199
1	33.696	33.898	21.232	1:32.857	3:01.683	160	5	26.396	32.591	21.577	30.475	1:51.039	189
2	28.167	34.575	22.579	31.564	1:56.885	178	6	27.359	32.862	21.766	30.285	1:52.272	191
70 Troy RYAN (NSW) (14th)							7	26.174	32.504	21.455	29.690	1:49.823	202
1	34.844	33.662	21.574	30.600	2:00.680	159	308 John LYTRAS (QLD) (8th)						
2	27.029	33.083	21.633	30.602	1:52.347	194	1	33.258	33.784	21.246	30.421	1:58.709	150
3	26.716	33.032	22.000	30.976	1:52.724	193	2	26.177	32.772	21.587	30.154	1:50.690	201
4	26.999	32.941	22.133	31.112	1:53.185	193	3	26.498	32.642	21.853	30.366	1:51.359	202
5	27.287	33.091	22.140	31.093	1:53.611	187	4	26.350	32.945	21.649	30.765	1:51.709	200
6	27.252	33.624	22.202	31.106	1:54.184	188	5	26.688	32.089	21.370	29.746	1:49.893	193
7	27.116	33.746	21.864	31.066	1:53.792	185	6	26.578	33.297	21.452	30.150	1:51.477	200
87 Zac LEVY (QLD) (4th)							7	26.677	32.629	21.179	30.318	1:50.803	202
1	33.124	32.621	21.575	30.431	1:57.751	156	334 Jack COUSENS (VIC) (15th)						
2	26.251	32.836	21.828	30.030	1:50.945	197	1	34.532	33.898	21.821	30.562	2:00.813	156
3	26.293	32.863	21.592	30.361	1:51.109	195	2	26.347	33.409	22.205	30.905	1:52.866	202
4	26.576	32.513	21.522	30.039	1:50.650	195	3	26.354	33.208	21.863	30.633	1:52.058	196
5	26.479	32.387	22.010	30.312	1:51.188	188	4	26.706	33.532	22.094	30.840	1:53.172	191
6	26.444	33.037	21.815	30.145	1:51.441	196	5	26.845	33.772	22.172	30.806	1:53.595	187
7	26.147	32.477	21.459	30.488	1:50.571	190	6	27.007	34.153	22.131	31.131	1:54.422	187
96 Jake BRETT (NSW) (18th)							7	26.721	33.760	22.345	30.969	1:53.795	193
1	35.075	33.976	21.825	30.945	2:01.821	157	355 Laura BROWN (NSW) (11th)						
2	26.678	33.776	22.229	31.234	1:53.917	193	1	33.957	33.280	21.332	30.281	1:58.850	160
3	26.909	34.281	22.478	31.410	1:55.078	188	2	26.469	33.407	21.202	30.166	1:51.244	197
4	27.400	33.877	22.553	31.526	1:55.356	186	3	26.423	33.067	21.343	30.500	1:51.333	196
5	27.534	34.109	22.804	32.040	1:56.487	184	4	26.342	32.793	21.257	30.654	1:51.046	197
6	27.409	34.104	22.922	32.224	1:56.659	183	5	26.811	32.457	21.232	29.954	1:50.454	191
7	27.594	34.396	22.619	31.572	1:56.181	182	6	26.502	33.156	21.482	30.288	1:51.428	195
127 Max STAUFFER (NSW) (7th)							7	26.472	32.752	21.256	29.963	1:50.443	196
1	32.778	33.728	21.434	30.166	1:58.106	153							
2	26.352	33.000	21.677	29.968	1:50.997	197							
3	26.640	33.243	21.288	29.850	1:51.021	195							

The results are provisional until the end of the time limit for protests and appeals.

Scott Lang
 Chief Time Keeper - Scott Lang

Tom Williams
 Clerk of Course - Tom Williams





ASBK.COM.AU f t i y

Round 7 : Phillip Island GP Circuit : October 12 - 14

YAMAHA MOTOR FINANCE R3 CUP

Race 2

Date: 14/10/18
 Event: R08
 Weather: Mostly sunny - Temp: 25.1C
 Track: Dry - Temp: 38.7C

Started at: 12:06:09
 Laps: 7
 Starters: 20
 Printed at: 12:23


PROVISIONAL FASTEST LAPS SEQUENCE

Lap	Race Pos	No	Name	Machine	Fastest Lap	On Lap
1	1	151	Locky TAYLOR (QLD)	Yamaha YZF-R3	1:57.131	1
2	1	151	Locky TAYLOR (QLD)	Yamaha YZF-R3	1:51.424	2
2	2	10	Callum O'BRIEN (WA)	Yamaha YZF-R3	1:50.856	2
2	8	43	Harry KHOURI (NSW)	Yamaha YZF-R3	1:50.481	2
2	11	17	Zane FORD (NSW)	Yamaha YZF-R3	1:50.046	2
5	10	308	John LYTRAS (QLD)	Yamaha YZF-R3	1:49.893	5
7	3	151	Locky TAYLOR (QLD)	Yamaha YZF-R3	1:49.823	7

The results are provisional until the end of the time limit for protests and appeals.

Scott Lang
 Chief Time Keeper - Scott Lang

Tom Williams
 Clerk of Course - Tom Williams



www.computime.com.au
 COMPUTIME RACE TIMING SYSTEMS PTY LTD

Round 7 : Phillip Island GP Circuit : October 12 - 14

YAMAHA MOTOR FINANCE R3 CUP

Race 2

Date: 14/10/18
 Event: R08
 Weather: Mostly sunny - Temp: 25.1C
 Track: Dry - Temp: 38.7C

Started at: 12:06:09
 Laps: 7
 Starters: 20
 Printed at: 12:23

PROVISIONAL LAP SHEET

No	Lap Time	Gap	No	Lap Time	Gap	No	Lap Time	Gap	No	Lap Time	Gap	No	Lap Time	Gap
Lap 1			308	1:50.690	.844	96	1:55.078	11.011	10	1:50.664	.306	Lap 7		
151	1:57.131		58	1:51.120	1.005	Lap 4			308	1:49.893	.872	44	1:49.898	
44	1:57.663	.532	17	1:50.046	1.026	151	1:50.424		17	1:50.444	1.441	20	1:50.100	.046
10	1:57.734	.603	49	1:50.952	1.480	87	1:50.650	.006	49	1:50.254	1.470	151	1:49.823	.065
87	1:57.751	.620	25	1:52.352	4.241	20	1:50.730	.118	334	1:53.595	11.016	87	1:50.571	.137
20	1:57.791	.660	70	1:52.347	4.472	127	1:50.755	.430	25	1:53.542	11.031	43	1:50.041	.196
127	1:58.106	.975	22	1:53.170	5.066	28	1:51.237	.649	70	1:53.611	11.059	58	1:51.190	.827
28	1:58.292	1.161	334	1:52.866	5.124	10	1:51.252	.681	15	1:55.328	13.493	127	1:51.264	.871
58	1:58.440	1.309	15	1:52.737	5.421	44	1:51.488	.891	96	1:56.487	21.171	308	1:50.803	1.122
308	1:58.709	1.578	96	1:53.917	7.183	43	1:51.218	1.015	Lap 6			28	1:51.113	1.252
43	1:58.770	1.639	68	1:56.885	1:10.01	58	1:50.794	1.136	87	1:51.441		49	1:50.824	1.265
355	1:58.850	1.719	Lap 3			308	1:51.709	2.018	127	1:51.588	.041	355	1:50.443	1.280
49	1:59.083	1.952	87	1:51.109		355	1:51.046	2.024	58	1:51.477	.071	17	1:50.631	1.390
17	1:59.535	2.404	20	1:51.044	.032	17	1:51.369	2.036	20	1:51.886	.380	10	1:54.757	12.617
25	2:00.444	3.313	44	1:51.186	.047	49	1:51.327	2.255	44	1:52.088	.536	70	1:53.792	17.005
22	2:00.451	3.320	28	1:50.662	.056	22	1:52.684	8.400	28	1:52.144	.573	334	1:53.795	17.203
70	2:00.680	3.549	10	1:51.288	.073	334	1:53.172	8.460	43	1:51.941	.589	25	1:53.857	17.292
334	2:00.813	3.682	151	1:51.470	.220	70	1:53.185	8.487	43	1:51.941	.589	15	1:58.281	25.566
15	2:01.239	4.108	127	1:51.021	.319	25	1:52.832	8.528	151	1:52.272	.676	96	1:56.181	31.981
96	2:01.821	4.690	43	1:50.995	.441	15	1:52.960	9.204	308	1:51.477	.753	22	2:02.149	1 lap
68	3:01.683	1:04.55	308	1:51.359	.953	96	1:55.356	15.723	49	1:51.001	.875			
Lap 2			58	1:51.231	.986	Lap 5			17	1:51.348	1.193			
151	1:51.424		17	1:51.535	1.311	151	1:51.039		355	1:51.428	1.271			
10	1:50.856	.035	49	1:51.342	1.572	28	1:50.415	.025	10	1:59.584	8.294			
44	1:51.003	.111	355	1:51.333	1.622	44	1:50.192	.044	70	1:54.184	13.647			
87	1:50.945	.141	334	1:52.058	5.932	127	1:50.658	.049	334	1:54.422	13.842			
20	1:51.002	.238	70	1:52.724	5.946	20	1:51.011	.090	25	1:54.434	13.869			
127	1:50.997	.548	25	1:53.349	6.340	87	1:51.188	.155	15	1:55.822	17.719			
28	1:50.907	.644	22	1:52.544	6.360	58	1:50.093	.190	96	1:56.659	26.234			
43	1:50.481	.696	15	1:52.717	6.888	43	1:50.268	.244	22	4:21.806	1 lap			

The results are provisional until the end of the time limit for protests and appeals.

Scott Lang
 Chief Time Keeper - Scott Lang

Tom Williams
 Clerk of Course - Tom Williams





ASBK.COM.AU f t i y

Round 7 : Phillip Island GP Circuit : October 12 - 14

YAMAHA MOTOR FINANCE R3 CUP

Race 2

Date: 14/10/18
 Event: R08
 Weather: Mostly sunny - Temp: 25.1C
 Track: Dry - Temp: 38.7C

Started at: 12:06:09
 Laps: 7
 Starters: 20
 Printed at: 12:23

PROVISIONAL LAP CHART


Grid	1	2	3	4	5	6	7
151	151	151	87	151	151	87	44
20	44	10	20	87	28	127	20
44	10	44	44	20	44	58	151
127	87	87	28	127	127	20	87
10	20	20	10	28	20	44	43
308	127	127	151	10	87	28	58
28	28	28	127	44	58	43	127
43	58	43	43	43	43	151	308
87	308	308	308	58	10	308	28
17	43	58	58	308	308	49	49
58	355	17	17	355	355	17	355
355	49	49	49	17	17	355	17
49	17	355	355	49	49	10	10
68	25	25	334	22	334	70	70
25	22	70	70	334	25	334	334
15	70	22	25	70	70	25	25
22	334	334	22	25	15	15	15
334	15	15	15	15	96	96	96
70	96	96	96	96	22	22	
96	68	68					
73							

The results are provisional until the end of the time limit for protests and appeals.



Scott Lang
 Chief Time Keeper - Scott Lang

Tom Williams
 Clerk of Course - Tom Williams



www.computime.com.au
 COMPUTIME RACE TIMING SYSTEMS PTY LTD



ASBK.COM.AU f t i y

Round 7 : Phillip Island GP Circuit : October 12 - 14


YAMAHA MOTOR FINANCE R3 CUP PROVISIONAL PROGRESSIVE SERIES POINTS

YAMAHA MOTOR FINANCE R3 CUP

Pos	No	Name	Machine	Rnd 1 WSBK	Rnd 2 W/fld	Rnd 3 MP	Rnd 4 Wint	Rnd 5 Race 1	Rnd 5 Race 2	Total
1	20	Hunter FORD	Yamaha	61	58	66	40	18	20	263
2	87	Zac LEVY	Yamaha	61	75	51	32	20	17	256
3	44	Tom BRAMICH	Yamaha	65	32	65	50.5	17	25	254.5
4	151	Locky TAYLOR	Yamaha	49	56	55	44	25	18	247
5	127	Max STAUFFER	Yamaha	46	34	31	55.5	11	14	191.5
6	43	Harry KHOURI	Yamaha	47	48	47		14	16	172
7	28	Tayla RELPH	Yamaha	32	49	21	39	16	12	169
8	308	John LYTRAS	Yamaha	27	42	36	34	15	13	167
9	36	Travis HALL	Yamaha	37	39	41	26			143
10	58	Mitch KUHNE	Yamaha	25	31	24	21	13	15	129
11	70	Troy RYAN	Yamaha	26	24	21	25	6	7	109
12	10	Callum OBRIEN	Yamaha	45	14	27		12	8	106
13	17	Zane FORD	Yamaha	12	19	27	34.5		9	101.5
14	15	Bronson PICKETT	Yamaha	19	18	29	20.5	7	4	97.5
15	152	Dan THOMAS	Yamaha		28	12	16.5			56.5
16	355	Laura BROWN	Yamaha	29				10	10	49
17	68	Luke POWER	Yamaha				33.5	9		42.5
18	47	Zylas BUNTING	Yamaha	14	16	12				42
19	131	Ross BEAMES	Yamaha	31						31
20	96	Jake BRETT	Yamaha	7	15				3	25
21	22	Keegan PICKERING	Yamaha	2	16			5	2	25
22	334	Jack COUSENS	Yamaha			18			6	24
23	42	Kyle O'CONNELL	Yamaha			23				23
24	88	Simon DICKSON	Yamaha			23				23
25	49	Stephanie REDMAN	Yamaha					8	11	19
26	444	Ryan MOSCARDINI	Yamaha		10	9				19
27	123	James WENSEMIUS	Yamaha	5	14					19
28	27	Mark BOTTOMLEY	Yamaha		6		11.5			17.5
29	95	Matthew RINDEL	Yamaha				15.5			15.5
30	13	Andrew HANNAN	Yamaha				11			11
31	410	Ryan DADD	Yamaha	8						8
32	7	Seung Hun JEONG	Yamaha				7			7
33	25	Luke JHONSTON	Yamaha						5	5

Scott Laing
Chief Time Keeper - Scott Laing

Tom Williams
Clerk of Course - Tom Williams



www.computime.com.au
COMPUTIME RACE TIMING SYSTEMS PTY LTD